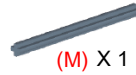


# Making a golf robot

(S) : short  
(M) : middle  
(L) : long


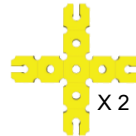
1



2




3



4


(S) X 2




The same bolting at bottom side.

5

- X 2
- X 2
- X 2




6



7

- X 1




8

 X 2

 X 2




9



10

 X 2

 (S) X 2



11



Servo motor X 1



X 1



X 1




X 1



12

30C X 1


6000 X 1



13




6000 X 1



14


6000 X 2

6000 X 1




15

30C X 2



16




17



X 1



(S) X 2



18



X 1



X 1



(Link bolt) X 1



19



X 1



X 1



(Link bolt) X 1



20



X 2



X 1



X 1



21




X 1




X 1



X 1



X 1



22



X 1



X 1



X 1



23



X 2



X 2



X 2



24

X 1

X 2

X 2



25


X 1

X 1

X 1



26



27

X 2

X 1

X 3

X 2



28

 X 1

 X 1

 (S) X 1



29

 X 1

 X 1

 X 1



30




31

 Remote signal receiver X 1

 LED GREEN X 1



 LED RED X 1








Buzzer X 1



# Part List




Servo motor X 1



X 2



X 2



X 1



X 2




X 1




X 2



X 2




X 1



(L) X 3



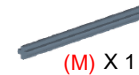
(Link bolt) X 2




(S) X 8



X 3



(M) X 1



(S) X 1



X 2



X 1



X 5



X 1



X 3



Remote signal receiver X 1



LED GREEN X 1



LED RED X 1



Buzzer X 1