

# Making an Airplane2



1



X 1



X 1




2




X 2




X 2



3




4





5



 (short) X1




6



Tie the rubber band at the cross frame.

7



8

 X 1



9

 X 1

 X 2

 X 1



10

 X 2

 X 1




11

 (long) X 1

 X 2




















 X 2


















END



# Part List of an Airplane2

 X1  X1	 X2  X2		 X1	 X1  X1  (short) X1
1	2	3	4	5
	 X2  X2	 X1	 X1  X2  X1	 X2  X1
6	7	8	9	10
 (long) X1  X2  X2				
11	12	13	14	15

 X1  X1  X3  X1  X1  X3  X4  X2  (short) X1	 X2  X2  X1  (long) X1  X2  X2	<p>Total Part List</p>
---	---	------------------------