






Making a Fencer






1



-  X 4
-  X 1
-  (long) X 1
-  X 1










2

-  X 1
-  X 2
-  X 1



3

-  X 1
-  X 1
-  X 1
-  (long) X 1
-  X 1
-  X 1
-  X 1



4

30C X 2

X 1



5



6



END

X 1

(long) X 1



Part List of a Fencer

 <p>1</p>	 <p>2</p>	 <p>3</p>	 <p>4</p>	<p>5</p>
<p>6</p>	 <p>7</p>	<p>8</p>	<p>9</p>	<p>10</p>
<p>11</p>	<p>12</p>	<p>13</p>	<p>14</p>	<p>15</p>

					<p>Total Part List</p>			