




Making a Striker


1

- X 1
- X 4
- X 1



2

- X 1
- (long) X 1
- X 1



3

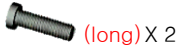
- X 1
- X 1
- X 1
- X 1



4




X 2



(long) X 2



X 2



5



X 2



6



X 1

X 1

X 1

X 1



X 1

X 1

X 1



7



8



END



Part List of a Striker

<p>X1 X4 X1</p> <p>1</p>	<p>X1 (long) X1 X1</p> <p>2</p>	<p>X1 X1 X1 X1</p> <p>3</p>	<p>X2 (long) X2 X2</p> <p>4</p>	<p>X2</p> <p>5</p>
<p>X1 X1 X1 X1 X1 X1</p> <p>6 7 8 9 10</p>	<p>12</p>	<p>13</p>	<p>14</p>	<p>15</p>
<p>11</p>	<p>12</p>	<p>13</p>	<p>14</p>	<p>15</p>

<p>X1 X1 X1</p>	<p>X1 X1 X1</p>	<p>X4 X1 X1</p>	<p>X1 X3 X2</p>	<p>X2 X1</p>
<p>Total Part List</p>				