

Making a See-saw

1

(Middle) X 3

X 1



2

X 4

X 2




3




4

 X 2



5




 X 1



6

 X 2

 (short) X 2




7







8


 X 2




9



-  X 2
-  X 4
-  X 4
-  X 6



10



END



Part List of a See-saw

 <p>(Middle) X 3 X 1</p> <p>1</p>	 <p>X 4 X 2</p> <p>2</p>	<p>3</p>	<p>X 2</p> <p>4</p>	<p>X 1</p> <p>5</p>
 <p>X 2 (short) X 2</p> <p>6</p>	<p>7</p>	<p>X 2</p> <p>8</p>	 <p>X 2 X 4 X 4 X 6</p> <p>9</p>	<p>10</p>
<p>11</p>	<p>12</p>	<p>13</p>	<p>14</p>	<p>15</p>

<p>X 1</p>	<p>X 2</p>	<p>X 2</p>	<p>(Middle) X 3</p>	<p>X 4</p>	<p>X 6</p>	<p>X 3</p>	<p>(short) X 2</p>
<p>X 2</p> <p>X 4</p> <p>X 4</p> <p>X 2</p>							<p>Total Part List</p>