



Making a Viking





1




Notice to the assembling direction.

2




3



4

X 4



5

X 2


(long) X 1

X 1


(long) X 1

(short) X 1

X 4



6








7

X 1




8

-  X 1
-  X 1
-  (long) X 2
-  (short) X 1









9

-  X 1
-  X 1
-  (short) X 1
-  X 1
-  (short) X 1
-  X 4





10

-  X 1
-  (Middle) X 1
-  X 1
-  X 1
-  (long) X 1
-  X 1





11

-  (short) X 1









12

-  (short) X 1
-  X 4




13

-  X 1
-  X 2
-  X 1
-  X 1
-  X 2



END



Part List of a Viking

<p>X1 X2 (long) X2 X2</p> <p>1</p>	<p>X1 (long) X2 X2</p> <p>2</p>	<p>X1 X2 X2 X4 (long) X4</p> <p>3</p>	<p>X4</p> <p>4</p>	<p>X2 (long) X1 (long) X1 X1 (short) X1 X4</p> <p>5</p>
<p>6</p>	<p>X1</p> <p>7</p>	<p>X1 X1 (long) X2 (short) X1</p> <p>8</p>	<p>X1 X1 X1 X1 X4 (short) X1</p> <p>9</p>	<p>X1 X1 X1 X1 (Middle) X1 X1</p> <p>10</p>
<p>(short) X1</p> <p>11</p>	<p>(short) X1 X4</p> <p>12</p>	<p>X1 X2 X1 X1 X2</p> <p>13</p>	<p>14</p>	<p>15</p>

<p>X1 X2 X1 X3 X4 (long) X4 (short) X3 X3 X1 X1 X1 X3 (long) X4 X8 (short) X1 X14 X2 X1 (long) X1 (short) X2 X4 X2 X1</p> <p>Total Part List</p>
--