










# Making a ScissorBot








## 1

-  X 1
-  X 1
-  X 1
-  X 2
-  X 1
-  (long) X 5
-  X 5





## 2

-  (long) X 1
-  X 2
-  X 1
-  (long) X 2
-  (short) X 2




## 3

-  X 1







4


 X 2



5




 (long) X 1  
 (Middle) X 1  
 X 2  
 X 5




6

 X 1  
 X 1  
 X 1  
 X 2  
 X 1  
 (long) X 5  
 X 5  
 X 1




7


 X 2



8








9





To tie the rubber band, disassemble the bricks temporarily and reassemble.

10

-  X 1
-  X 1
-  (long) X 1
-  X 2




11

-  X 2
-  X 1



12

- (Middle) X 1
- (short) X 2
- X 1




13

- X 4
- (long) X 2
- (short) X 2
- X 2
- X 2
- X 2



14



15

- X 2




16

- X 1
- X 2
- (short) X 2
- X 2



17



END

- X 2
- X 3
- (Middle) X 1
- X 2
- X 4



# Part List of a ScissorsBot

<p>X1 X1 X1 X2 X1 X5 X5 (long) X5</p> <p>1</p>	<p>(long) X1 X1 X2 X2 X2</p> <p>2</p>	<p>X1</p> <p>3</p>	<p>X2</p> <p>4</p>	<p>(long) X1 (Middle) X1 X2 X5</p> <p>5</p>
<p>X1 X1 X1 X2 X1 X5 X5</p> <p>6</p>	<p>X2</p> <p>7</p>	<p>X1 X1 (long) X1 X2</p> <p>8</p>	<p>X2 X1</p> <p>9</p>	<p>(Middle) X1 (short) X2 X1</p> <p>10</p>
<p>X1 X1 X1 X2 X1 X5 X5</p> <p>11</p>	<p>X1 X1 (long) X1 X2</p> <p>12</p>	<p>X4 X2 (short) X2 (long) X2 X2 X2</p> <p>13</p>	<p>X2</p> <p>14</p>	<p>X1 X2 (short) X2 X2</p> <p>15</p>
<p>X2</p> <p>16</p>	<p>X2 X1</p> <p>17</p>	<p>X2 X3 X4 (Middle) X1 X2</p> <p>18</p>	<p>X2</p> <p>19</p>	<p>(Middle) X1 (short) X2 X1</p> <p>20</p>

<p>X2 X2 X2 X4 X4 X2 X1 X3</p> <p>21</p>	<p>X2 X2 X2 (long) X2 (Middle) X3 X1 X2 X2 X2 X3</p> <p>22</p>	<p>X1 (long) X3 (short) X4 X2 X2 (long) X12 X14 (short) X4 X17</p> <p>23</p>	<p>Total Part List</p>
--	--	--	------------------------