



Making a Manual fan



2

- X 2
- (long) X 2
- X 2



1

- X 1
- X 2
- X 2
- (long) X 2
- X 2



Notice the assembling direction.

3

- X 1
- X 1
- X 1
- X 1
- X 2




4





5

- X 1
- X 1



6

- X 1
- X 1
- X 2
- X 3
- X 1





X 4






X 1



(short) X 4



X 4


 X 1


If the handle is turning 1 time,
the fan of front side is turning
the 3 times.

Part List of a Manual fan

<p>X1 X2 (long) X2 X2 X2 X2</p>	<p>X2 (long) X2 X2</p>	<p>X1 (Middle) X1 X1</p>	<p>2</p>	<p>X1 (short) X1</p> <p>3</p> <p>4</p> <p>5</p>
<p>(Middle) X1 X1 (long) X3 (short) X1</p>	<p>X4 (short) X4 X1 X4</p>	<p>X1</p>	<p>6</p> <p>7</p> <p>8</p> <p>9</p> <p>10</p>	<p>11</p> <p>12</p> <p>13</p> <p>14</p> <p>15</p>

<p>X1 X2</p>	<p>X1 X4</p>	<p>X2 X2 X2</p>	<p>(long) X3 (short) X2</p>	<p>Total Part List</p>
<p>(Middle) X2 X1 X1 (long) X4 (short) X4</p>	<p>X3 X2 X3</p>	<p>X1</p>	<p>(long) X3 (short) X2 X3</p>	<p>Total Part List</p>