



Making a 4-legged crawler



1

X 1


X 1



2

(short) X 1


X 1



3


(short) X 1

X 1



4


 X 1




5



 X 1


 (short) X 2

 X 1




6

 X 1



7

 X 1



8



Motor axis X 2




X 2



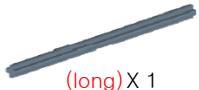
9



Assemble as same



10




(long) X 1



X 2



X 2



11



(short) X 2



X 2




X 2



X 2




12



13



Assemble to the opposite direction



14

3000C X 2

X 2

(short) X 2

X 2




15

3000C X 2


30C X 4

(link) X 2

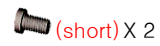
X 2



16




17



18

Assemble the opposite as same.




19



20

- X 2
- X 2



21

- X 2
- X 2


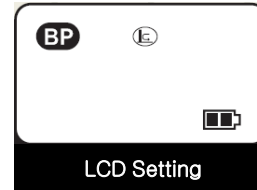


22















































- X 1
- (long) X 2



END



Part List of a 4-legged crawler

 X 1  X 1 <p>1</p>	 (short) X 1  X 1 <p>2</p>	 (short) X 1  X 1 <p>3</p>	 X 1 <p>4</p>	 X 1  (short) X 2  X 1 <p>5</p>
 X 1 <p>6</p>	 X 1 <p>7</p>	 Motor axis X 2  X 2 <p>8</p>	 (long) X 1  X 2  X 2 <p>10</p>	 (short) X 2  X 2  X 2  X 2 <p>11</p>
 X 2  X 2  (short) X 2  X 2 <p>14</p>	 X 2  X 4  (link) X 2  X 2 <p>15</p>	 X 2  (long) X 2  X 2 <p>16</p>	 X 2  X 2  (short) X 2  X 2 <p>17</p>	 (short) X 2  X 2 <p>18</p>
 X 2  X 2 <p>19</p>	 X 2  X 2 <p>20</p>	 X 2  X 2 <p>21</p>	 X 1  (long) X 2 <p>22</p>	

Part List of a 4-legged crawler

	X 2		X 1		X 2		X 4		X 4		X 1		X 1		X 4		X 2
	X 1		X 2		X 2		X 2		X 2		(long) X 1		(short) X 2		X 2		Motor axis X 2
	X 2		X 2		(short) X 10		(link) X 2		(long) X 4		X 6		X 10		X 4		X 2

Total Part List