


# Making a BeetleBot




1



X 1



Motor axis X 2



2




X 1




X 2




(short) X 2



3




4





5





Assemble the opposite side as same



6



7



Assemble the teeth of gears to match

8

X 2

X 4

(long) X 4

X 4



9


X 2

(long) X 4

(short) X 2



10







11

X 2

X 2





12

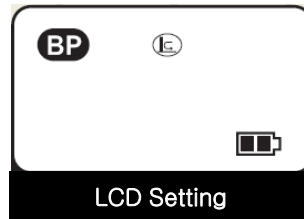
-  X 1
-  X 2
-  X 1
-  X 1































13



END



# Part List of a BeetleBot

 X 1  X 2 <p>1</p>	 X 1  X 2  (short) X 2 <p>2</p>	<p>3</p>	 X 1  (short) X 2 <p>4</p>	 X 2 <p>5</p>
 (long) X 1  X 2  (short) X 2  X 2 <p>6</p>	 (Middle) X 2  X 2  X 1 <p>7</p>	 X 2  X 4  (long) X 4  X 4 <p>8</p>	 X 2  (long) X 4  (short) X 2 <p>9</p>	<p>10</p>
 X 2  X 2 <p>11</p>	 X 1  X 2  X 1  X 1 <p>12</p>	<p>13</p>	<p>14</p>	<p>15</p>

**Total Part List**