



Making a Brick board game

1

 X 1


 X 2


 (S) X 2



(S) : short
(M) : middle
(L) : long

2


 X 1




3

 X 1

 X 1


 (S) X 2



4

Technic axle X 1

Pin (S) X 2




5

Pin (L) X 2

Pin (S) X 2

Motor axis X 2



6

Gear X 2

Pin X 2


Pin X 1



7



Assemble the opposite direction to the each other.




8




X 2



X 2



9



10





(M) X 2



X 2



X 2



11



X 2



X 2



X 2




X 2




12


X 4



13



14



X 1



X 2




X 2



X 3



X 2




15




(L) X 2



X 2




16



17



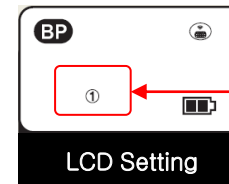
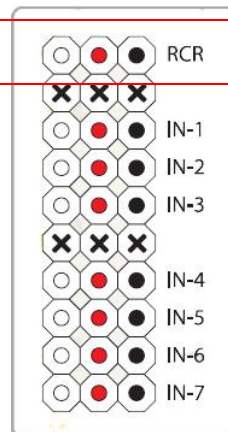

Remote sensor X 1



END



X 1




















































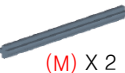












Remote control communication channel

※ You can find the detail method of setting the communication channel of remote controller at text book.

Put a 1unit-brick on top of the board.
Remote control to escape the 1unit-brick from the board.

Part List of a Brick board game

 X1  X2  X2	 X1	 X1  X1  X2	 X1  X2	 (L) X2  (S) X2  X2 Motor axis X2
 X2  X2  X1		 X2  X2		 (M) X2  X2  X2
 X2  X2  X2  X2	 X4	 X1  X3  X2  X2  X2	 (L) X2  X2	 X1 Remote sensor X1  X1

 X2  X1  X1	 X2  X2  X1 Remote sensor X1	 X2  X2  X2  X2  X2  X4  X2	 X2  X1  (M) X2  X2 Motor axis X2	 (L) X2  X6  X2  X1  (L) X2  (S) X2  X2  X4  X2  X2  X2
--	---	--	--	---

Total Part List